



Singh Bhupinder & Co.

Chartered Accountants

10 - JAWAHAR PURI,

KANKER KHERA, MEERUT CANTT

Ph : 0121-2556170

The Managing Director
NOIDA INSTITUTE OF ENGINEERING AND TECHNOLOGY
GR NOIDA

At the instance of the Members, we have examined the annexed Balance Sheet of Meerut Institute of Engineering and Technology, Meerut as at 31st March 2023 and the annexed Income and Expenditure Account for the year ended 31st March 2023 which are in agreement with the books of accounts maintained by the said Institute.


We have obtained all the information and the explanations which to the best of our knowledge and belief were necessary for the purpose of the audit. In our opinion, proper books of account have been kept by the Institute so far as appears from our examination of the books.

In our opinion and to the best of our information and according to the explanations given to us, the said accounts give a true and fair view:

- (i) in the case of the Balance Sheet of the state of affairs of the Institute as at 31st March 2023 ;
and
- (ii) in the case of the Income and Expenditure Account of the excess of Income over Expenditure for the year ended on that date.

Date : 28.10.2023
Place : MEERUT

For Singh Bhupinder & Co.
Chartered Accountants



(Bhupendra Singh) FCA

Prop.

M No. 076030

PAN No. AGUPS4145C

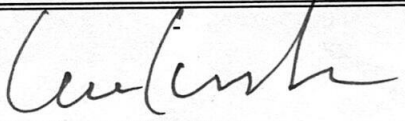
NOIDA INSTITUTE OF ENGINEERING & TECHNOLOGY, GREATER NOIDA

BALANCE SHEET AS ON 31ST MARCH 2023

RUNNING UNDER CITY EDUCATIONAL & SOCIAL WELFARE SOCIETY


PARTICULARS	SCHEDULE	31st March 2023 Rs. P.	31st March 2022 Rs. P.
LIABILITIES			
CAPITAL FUNDS			
Corpus/General Fund	1	8,20,26,497.25	6,36,34,560.22
LOANS/BORROWINGS			
Secured Loans	2	-	-
SECURITY REFUNDABLE	3	16,66,01,923.05	9,84,85,993.00
CURRENT LIABILITIES & PROVISIONS	4	8,55,65,392.95	10,85,01,255.14
		33,41,93,813.25	27,06,21,808.36
ASSETS			
Fixed Assets			
WDV (Opening)	5	23,45,33,979.54	16,32,00,440.40
Add : Addition During the year		16,32,00,440.40	
Total		14,97,02,965.89	
Less:- Sale during the year		31,29,03,406.29	
Less:- Depreciation		2,00,90,664.75	
WDV (Closing)		5,82,78,762.00	
		23,45,33,979.54	
INVESTMENTS	6	1,17,71,337.45	1,03,35,571.45
CURRENT ASSETS			
Current Assets	7	3,12,77,869.92	3,96,51,163.51
Loans & Advances	8	5,66,10,626.34	5,74,34,633.00
		33,41,93,813.25	27,06,21,808.36


DIRECTOR


MANAGING DIRECTOR

Audited as per separate report attached herewith.

For Singh Bhupinder & Co.
Chartered Accountants



(Firm Registration No. 013436C)
(CA Bhupinder Singh)

Prop.

Mem No. 076030

MEERUT :

20 OCT 2023


NOIDA INSTITUTE OF ENGINEERING & TECHNOLOGY, GREATER NOIDA

INCOME & EXPENDITURE ACCOUNT FOR THE YEAR ENDED 31ST MARCH 2023

RUNNING UNDER CITY EDUCATIONAL & SOCIAL WELFARE SOCIETY

PARTICULARS	SCHEDULE	31st March 2023	31st March 2022
		Rs. P.	Rs. P.
INCOME			
Fee / Academic Receipt From Student	9	83,80,54,281.00	55,53,19,134.61
Grants & Donations	10	9,10,000.00	44,00,000.00
Income from Investments	11	13,05,185.03	7,22,402.16
Other Income	12	1,04,91,202.02	2,16,87,898.16
Consultancy Income		1,75,00,000.00	1,68,00,000.00
		86,82,60,668.05	59,89,29,434.93
EXPENDITURE			
Staff Payments & Benefits	13	37,81,78,094.00	31,56,08,014.00
Student Amenties	14	2,80,08,620.26	1,11,06,830.00
Laboratory Expenses		78,48,641.62	43,89,729.00
Finance Cost	15	2,65,426.36	2,85,193.38
Maintenance Cost	16	2,55,39,341.06	1,77,54,008.02
Administrative and General Expenses	17	14,58,19,070.49	10,09,65,768.60
Examination Expenses	18	1,65,40,077.00	46,59,616.00
Depreciation	5	5,82,78,762.00	4,04,97,308.00
		66,04,78,032.79	49,52,66,467.00
Excess of Income over Expenditure		20,77,82,635.26	10,36,62,967.93
Carried to Balance Sheet			


DIRECTOR




MANAGING DIRECTOR

Audited as per separate report attached herewith.

For Singh Bhupinder & Co.

Chartered Accountants



(Firm Registration No. 013436C)

(CA Bhupinder Singh)

Prop.

Mem No. 076030

MEERUT : 28 OCT 2023

NOIDA INSTITUTE OF ENGINEERING & TECHNOLOGY, GREATER NOIDA

Schedules forming part of the Balance Sheet as at 31st March 2023

PARTICULARS	31st March 2023 Rs. P.	31st March 2022 Rs. P.
SCHEDULE NO : 1 CORPUS/GENERAL FUND		
Corpus Fund as on 01.04.2022	6,36,34,560.22	13,37,21,509.19
Add : Excess of Income over Expenditure	20,77,82,635.26	10,87,10,548.93
Less :- Transferred to Society	18,93,90,698.23	17,87,97,497.90
	<u>8,20,26,497.25</u>	<u>6,36,34,560.22</u>
SCHEDULE NO : 2 SECURED LOAN		
	-	-
	<u>-</u>	<u>-</u>
SCHEDULE NO : 3 SECURITY REFUNDABLE		
Security Refundable	16,53,85,932.05	9,77,00,180.00
Excess Fees Refundable	12,15,991.00	7,85,813.00
	<u>16,66,01,923.05</u>	<u>9,84,85,993.00</u>
SCHEDULE NO : 4 CURRENT LIABILITIES & PROVISIONS		
Sundry Creditors	4,55,81,200.00	3,77,22,060.73
Expenses Payable	2,93,86,710.00	2,50,56,571.00
Advance Fees	1,13,200.00	9,67,004.00
Advance From Customer(Sunstone A/c)	-	1,50,17,326.00
Cheque Issued But Not Presented	35,95,308.22	1,76,01,140.93
UPTU Fee	1,84,000.00	2,44,000.00
NIET Pharmacy	41,07,850.73	28,13,113.48
Chandra Sen Hostel	25,97,124.00	90,80,039.00
	<u>8,55,65,392.95</u>	<u>10,85,01,255.14</u>
SCHEDULE NO : 6 INVESTMENTS		
FDR with bank including accrued Interest	1,17,71,337.45	1,03,35,571.45
	<u>1,17,71,337.45</u>	<u>1,03,35,571.45</u>
SCHEDULE NO : 7 CURRENT ASSETS		
Cash in hand	1,09,786.70	1,80,894.70
Cash at Bank	2,81,64,006.15	2,94,16,931.85
Advances to Supplier	3,41,358.34	74,88,975.23
Tds Recoverable	78,531.00	46,274.00
Security Deposit	25,84,187.73	25,18,087.73
	<u>3,12,77,869.92</u>	<u>3,96,51,163.51</u>
SCHEDULE NO : 8 LOANS & ADVANCES		
	5,66,10,626.34	5,74,34,633.00
	<u>5,66,10,626.34</u>	<u>5,74,34,633.00</u>
SCHEDULE NO : 9 ACADEMIC / EDUCATIONAL RECEIPTS		
Gross Receipts	83,80,54,281.00	55,53,19,134.61
	<u>83,80,54,281.00</u>	<u>55,53,19,134.61</u>
SCHEDULE NO : 10 GRANTS & DONATIONS		
Grant receipts	9,10,000.00	44,00,000.00
	<u>9,10,000.00</u>	<u>44,00,000.00</u>



NOIDA INSTITUTE OF ENGINEERING & TECHNOLOGY, GREATER NOIDA

Schedules forming part of the Income & Expenditure Account for the year ending as on 31st March 2023

PARTICULARS	31st March 2023 Rs. P.	31st March 2022 Rs. P.
SCHEDULE NO : 11 INCOME FROM INVESTMENTS		
Bank Interest Received	8,26,900.57	5,09,876.70
Interest On FDR/TDR	4,03,087.00	1,37,328.00
Interest Recd On Elect. Security	75,197.46	75,197.46
	<u>13,05,185.03</u>	<u>7,22,402.16</u>
SCHEDULE NO : 12 OTHER INCOME		
Other & Misc. Income	25,07,466.00	12,61,658.16
Sponsorship Receipts	79,83,736.02	2,04,26,240.00
	<u>1,04,91,202.02</u>	<u>2,16,87,898.16</u>
SCHEDULE NO : 13 STAFF PAYMENTS & BENEFITS		
Salary	37,81,78,094.00	31,56,08,014.00
	<u>37,81,78,094.00</u>	<u>31,56,08,014.00</u>
SCHEDULE NO : 14 STUDENT AMENITIES		
Student Personality Development	2,51,58,055.26	64,93,656.00
Medical & First Aid Exp.	7,44,425.00	17,20,865.00
Prize & Award Exp	20,96,140.00	13,49,709.00
Student Welfare	10,000.00	15,42,600.00
	<u>2,80,08,620.26</u>	<u>1,11,06,830.00</u>
SCHEDULE NO : 15 FINANCE COST		
Bank Charges	2,59,584.36	2,77,732.38
Interest Paid to Others	5,842.00	7,461.00
	<u>2,65,426.36</u>	<u>2,85,193.38</u>
SCHEDULE NO : 16 MAINTENANCE COST		
Repair & Maintenance Building	6,69,379.00	5,00,732.00
Repair & Maintenance Furniture	21,70,653.00	22,65,777.00
Repair & Maintenance Electric	32,84,055.00	7,43,719.00
Repair & Maintenance - Other	1,04,63,676.00	75,98,119.00
Repair & Maintenance - AC	34,000.00	43,750.00
Repair & Maintenance - Office	3,16,627.00	3,80,970.00
Bus Running & Maintenance	28,63,313.00	9,42,502.84
Car Running & Maintenance	22,77,640.06	17,80,773.18
Annual Maintenance Charges	34,59,998.00	34,97,665.00
	<u>2,55,39,341.06</u>	<u>1,77,54,008.02</u>
SCHEDULE NO : 17 ADMINISTRATIVE AND GENERAL EXPENSES		
Advertisement Expenses	4,77,60,411.25	3,19,39,806.39
Admission Expenses	77,31,002.00	35,76,855.61
Accreditation inspection Expense	-	2,95,000.00
Affiliation Expenses	6,90,000.00	8,74,999.10
Application Fees	51,348.00	1,42,025.00
Diesel Expenses	21,77,208.64	81,77,797.35
Donation	1,57,900.00	4,17,600.00
Electricity Expenses	1,47,30,316.31	1,13,50,979.24
Entertainment Expenses	1,82,695.00	1,34,752.00
Faculty Development Expenses	6,90,252.00	4,57,233.00
Fire Safety Expenses	70,000.00	39,877.00
Freight & Cartage	1,14,210.00	24,420.00
Function & Festival Expenses	82,60,458.00	50,38,752.75
Gardening Expenses	3,98,646.00	5,00,089.00



Generator Expenses	12,07,135.76	2,29,791.47
Guest House Expenses	3,61,725.00	4,35,625.00
Guest Speaker Expenses	10,08,177.00	14,90,955.00
Innovation & Startup Support Expenses	13,20,000.00	5,20,000.00
Inspection Expenses	7,072.00	22,132.00
Insurance	8,92,490.00	10,98,510.00
Internet Expenses	10,52,515.00	12,72,312.00
Journal & Books	44,68,601.00	31,88,960.00
Legal & Professional Expenses	40,348.00	7,130.00
Library Expense	2,180.00	-
Membership & Subscription	20,92,004.00	1,60,060.00
Misc Expenses	10,049.00	4,575.00
NewsPaper & Periodicals	17,148.50	14,480.00
Pooja Expenses	3,07,858.00	1,73,551.00
Poor Welfare Expense	-	31,755.00
Postage Expenses	56,066.00	41,263.02
Printing & Stationery	63,58,715.00	22,04,314.00
Professional Expenses	50,40,180.00	13,82,320.00
Rate, Fees & Taxes	8,01,572.00	1,76,853.00
Rent A/c	4,07,176.00	3,12,676.00
Research & Development Expenses	61,27,237.00	56,32,148.00
Seminar Expenses	26,50,640.00	21,87,418.63
Security Charges	49,560.00	2,43,126.00
Software Expenses	38,05,051.50	2,66,090.00
Sports Expenses	1,90,278.00	3,37,136.00
Staff Welfare	10,51,984.00	4,64,462.00
Telephone Expenses	5,58,320.51	4,32,288.04
Training & Placement Expenses	1,11,96,799.22	1,31,41,608.00
Travelling & Conveyance	1,13,03,869.80	22,24,846.00
Web & Video Course Expenses	1,17,900.00	1,30,400.00
Workshop Expenses	1,58,459.00	1,68,797.00
Loss on Sale of Fixed Assets	1,43,512.00	-
	14,58,19,070.49	10,09,65,768.60

SCHEDULE NO : 18 EXAMINATION EXPENSES

Examination Exps.

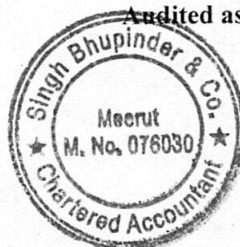
1,65,40,077.00 46,59,616.00
1,65,40,077.00 46,59,616.00

DIRECTOR

MANAGING DIRECTOR

Audited as per separate report attached herewith.

For Singh Bhupinder & Co.
Chartered Accountants



(Firm Registration No. 013436C)
(CA Bhupinder Singh)

Prop.

Mem No. 076030


MEERUT : 28 OCT 2023

NOIDA INSTITUTE OF ENGINEERING & TECHNOLOGY, GREATER NOIDA


SCHEDULE 5

Schedule of Fixed Assets forming part of the Balance Sheet as at 31st March 2023


Name of Assets	Value as on 01-04-2022	Additions during the year	Sold / Adjustment during	Total Value As on 31.03.2023	Rate of Dep.	Depreciation for the year	WDV as on 31-03-2023
Air Conditioners	54,79,777.50	31,03,300.00	-	85,83,077.50	15%	12,87,462.00	72,95,615.50
Air Cooler	47,014.00	-	-	47,014.00	15%	7,052.00	39,962.00
Analyser	69,484.00	-	-	69,484.00	15%	10,423.00	59,061.00
Appratus & Equipments	5,22,009.30	-	-	5,22,009.30	15%	78,301.00	4,43,708.30
Aquaguard Water Filter	70,323.00	-	-	70,323.00	15%	10,548.00	59,775.00
Basket Ball Court	12,57,724.00	1,68,000.00	-	14,25,724.00	15%	2,13,859.00	12,11,865.00
Biotech Equipment	2,97,283.00	-	-	2,97,283.00	15%	44,592.00	2,52,691.00
B.Pharma Library A/c	5,29,421.75	-	-	5,29,421.75	15%	79,413.00	4,50,008.75
Biometric Machine	-	7,17,872.00	-	7,17,872.00	15%	1,07,681.00	6,10,191.00
Black Board	4,30,197.00	-	-	4,30,197.00	15%	64,530.00	3,65,667.00
Bus	4,47,990.00	-	-	4,47,990.00	15%	67,199.00	3,80,791.00
BUS- EICHER	2,19,038.00	-	-	2,19,038.00	15%	32,856.00	1,86,182.00
Bus Eicher UP-16-AT-1305	3,43,324.00	-	-	3,43,324.00	15%	51,499.00	2,91,825.00
BUS- UP 16FT3818	11,62,800.00	-	-	11,62,800.00	15%	1,74,420.00	9,88,380.00
BUS- UP 16GT0120	8,87,259.00	-	-	8,87,259.00	15%	1,33,089.00	7,54,170.00
Bus UP-16-T-6959	3,20,690.00	-	-	3,20,690.00	15%	48,104.00	2,72,586.00
BUS- UP 16CT2091	3,47,494.00	-	-	3,47,494.00	15%	52,124.00	2,95,370.00
BUS-UP 16 LT 2903	-	19,59,923.00	-	19,59,923.00	15%	2,93,988.00	16,65,935.00
BUS-UP 16 CT2315	4,77,884.00	-	-	4,77,884.00	15%	71,683.00	4,06,201.00
C.C.T.CAMERA	11,72,434.00	10,82,553.00	-	22,54,987.00	15%	3,38,248.00	19,16,739.00
Ceragem Thermal Massager	5,73,750.00	2,23,000.00	-	7,96,750.00	15%	1,19,513.00	6,77,237.00
CANON DIGITAL SLR CAMERA	84,821.00	-	-	84,821.00	15%	12,723.00	72,098.00
CAR AMAZE-UP15BL5651	2,04,477.00	-	-	2,04,477.00	15%	30,672.00	1,73,805.00
Car Bolero UP.16.AE.7104	1,80,661.00	-	1,80,661.00	-	15%	-	-
Car Eco Up-16AK-0374	1,01,702.00	-	-	1,01,702.00	15%	15,255.00	86,447.00
Car Eco UP16AL-5491	1,05,154.00	-	1,05,154.00	-	15%	-	-
Car Eco UP16 DP 5470	-	7,39,001.00	-	7,39,001.00	15%	1,10,850.00	6,28,151.00
Car INNOVA UP-16AL-4345)	3,03,626.00	-	1,00,000.00	2,03,626.00	15%	30,544.00	1,73,082.00
Car INNOVA UP-16CC-2175)	12,74,043.00	-	-	12,74,043.00	15%	1,91,106.00	10,82,937.00
Car Mahindra XUV (UP-16-AJ-6584)	3,28,862.00	-	-	3,28,862.00	15%	49,329.00	2,79,533.00
Car Maruti Eeco UP.16.AE.7161	98,668.00	-	-	98,668.00	15%	14,800.00	83,868.00
Car MG ZS UP 16CM 7506	17,73,238.00	-	-	17,73,238.00	15%	2,65,986.00	15,07,252.00
CAR NEXON EV XM No .UP 16 CQ 21	10,36,311.00	-	-	10,36,311.00	15%	1,55,447.00	8,80,864.00
Car Sunny (Ak Singh)	2,33,160.00	-	2,33,160.00	-	15%	-	-
CAR INNOVA- UP15CN3000	10,19,633.00	-	-	10,19,633.00	15%	1,52,945.00	8,66,688.00
CAR-MG ZS-UP16CM 7506	14,49,412.00	-	-	14,49,412.00	15%	2,17,412.00	12,32,000.00
CAR-NISSAN MAGNITE-UP16 DH 394	-	9,25,463.00	-	9,25,463.00	15%	1,38,819.00	7,86,644.00
CAR-NISSAN TERRENO-0677	4,17,154.00	-	-	4,17,154.00	15%	62,573.00	3,54,581.00
Car Sonet UP 16DB 2039	12,92,509.00	-	-	12,92,509.00	15%	1,93,876.00	10,98,633.00
CAR SWIFT LDI- UP15 BZ6394	2,49,761.00	-	-	2,49,761.00	15%	37,464.00	2,12,297.00
CAR XL 6 HYBRID -UP15 DY8590	-	13,40,092.00	-	13,40,092.00	15%	2,01,014.00	11,39,078.00
CAR XL 6 HYBRID -UP15 DZ0438	-	13,32,808.00	-	13,32,808.00	15%	1,99,921.00	11,32,887.00
Cash Counting Machine	14,424.00	-	-	14,424.00	15%	2,164.00	12,260.00
Chalk Board	51,955.00	-	-	51,955.00	15%	7,793.00	44,162.00
Chemistry Lab Equipment	10,93,690.85	-	-	10,93,690.85	15%	1,64,054.00	9,29,636.85
Civil Lab Equipment	3,80,091.00	-	-	3,80,091.00	15%	57,014.00	3,23,077.00
Cleaning Machine	70,515.00	-	-	70,515.00	15%	10,577.00	59,938.00
Computer Lab Equipment	3,05,98,831.72	7,37,42,249.00	-	10,43,41,080.72	30%	3,13,02,324.00	7,30,38,756.72
Cooler	62,642.00	11,100.00	-	73,742.00	15%	11,061.00	62,681.00
Cycle A/c	5,144.00	-	-	5,144.00	15%	772.00	4,372.00
Cyclo Style Machine	1,505.00	-	-	1,505.00	15%	226.00	1,279.00
Drawing Board	12,598.00	-	-	12,598.00	15%	1,890.00	10,708.00
Electrical Fittings	1,56,33,391.22	46,52,346.00	-	2,02,85,737.22	15%	30,42,861.00	1,72,42,876.22
Electronic & Communication Lab	30,41,110.30	-	-	30,41,110.30	15%	4,56,167.00	25,84,943.30
Electronics Lab Equipment	24,40,053.40	-	-	24,40,053.40	15%	3,66,008.00	20,74,045.40
ETS PCB-MATE-300W	12,03,600.00	-	-	12,03,600.00	15%	1,80,540.00	10,23,060.00
Fax Machine	5,809.00	-	-	5,809.00	15%	871.00	4,938.00
Fire Fighting Equipment	13,53,443.00	-	-	13,53,443.00	15%	2,03,016.00	11,50,427.00
Flat -Tulip-34, Sec Pi, Gr, Noida	8,55,646.00	-	-	8,55,646.00	15%	1,28,347.00	7,27,299.00
Fluid Machnical Lab	23,161.00	-	-	23,161.00	15%	3,474.00	19,687.00
Fogging Machine	2,013.00	-	-	2,013.00	15%	302.00	1,711.00
Furniture and Fixtures	3,26,88,027.68	89,61,369.90	-	3,16,49,397.58	10%	41,64,940.00	3,74,84,457.58
Gas Cylinders	440.00	-	-	440.00	15%	66.00	374.00
Generator	20,47,150.00	-	-	20,47,150.00	15%	3,07,073.00	17,40,077.00
Grass Cutting Machine	18,390.00	-	-	18,390.00	15%	2,759.00	15,631.00
Gym Equipments	6,75,968.00	1,60,000.00	-	8,35,968.00	15%	1,25,395.00	7,10,573.00
Idea Lab Equipment	61,880.00	32,99,621.00	-	33,61,501.00	15%	5,04,225.00	28,57,276.00
Inverter A/c	3,09,649.00	-	-	3,09,649.00	15%	46,447.00	2,63,202.00
Lease Line Instrument	15,251.00	-	-	15,251.00	15%	2,288.00	12,963.00
Library Books	97,40,725.40	45,64,244.00	5,29,421.75	1,37,75,547.65	15%	20,66,332.00	1,17,09,215.65
Library Equipement	62,469.00	-	-	62,469.00	15%	9,370.00	53,099.00
Lift A/c	26,86,184.56	6,30,000.00	-	33,16,184.56	15%	4,97,428.00	28,18,756.56
Material Testing Lab	13,807.00	-	-	13,807.00	15%	2,071.00	11,736.00



Mattress	37,058.00	-	-	37,058.00	15%	5,559.00	31,499.00
Mechanical Lab Equipment	91,63,760.85	33,42,202.00	-	1,25,05,962.85	15%	18,75,894.00	1,06,30,068.85
Mercedez Lab	22,00,270.02	-	-	22,00,270.02	15%	3,30,041.00	18,70,229.02
Mercedes Benz Car	-	1,17,16,023.99	-	1,17,16,023.99	15%	17,57,404.00	99,58,619.99
Metrology Lab Equipment	37,999.00	-	-	37,999.00	15%	5,700.00	32,299.00
Micro Processor Lab	28,365.50	-	-	28,365.50	15%	4,255.00	24,110.50
Micro Wave Lab	61,225.00	-	-	61,225.00	15%	9,184.00	52,041.00
Microwave Oven	4,115.00	-	-	4,115.00	15%	617.00	3,498.00
Microscope	21,442.00	-	-	21,442.00	15%	3,216.00	18,226.00
Mobile Jammer	93,462.00	-	-	93,462.00	15%	14,019.00	79,443.00
Mobile Phone	6,13,365.00	2,82,560.00	-	8,95,925.00	15%	1,34,389.00	7,61,536.00
Musical Instrument	66,343.00	-	-	66,343.00	15%	9,951.00	56,392.00
Office Equipment	1,08,563.00	-	-	1,08,563.00	15%	16,284.00	92,279.00
Online UPS	17,41,076.00	12,54,526.00	-	29,95,602.00	15%	4,49,340.00	25,46,262.00
Oxygen Cylender	845.00	-	-	845.00	15%	127.00	718.00
Pathology Lab Equipment	1,85,293.00	-	-	1,85,293.00	15%	27,794.00	1,57,499.00
Smart Manufacturing Lab - PTC	99,79,866.19	-	-	99,79,866.19	15%	14,96,980.00	84,82,886.19
Pharma Lab Equipment	-	-	-	-	15%	-	-
Photocopier Machine	3,25,408.00	3,85,840.00	-	7,11,248.00	15%	1,06,687.00	6,04,561.00
Physics Lab Equipment	66,272.64	-	-	66,272.64	15%	9,941.00	56,331.64
Plotter -430hp	32,426.00	-	-	32,426.00	15%	4,864.00	27,562.00
Power Electric Lab Equipment	5,623.40	-	-	5,623.40	15%	844.00	4,779.40
Printer	2,83,354.00	10,44,164.00	-	13,27,518.00	15%	1,99,128.00	11,28,390.00
Projector	3,83,203.00	-	-	3,83,203.00	15%	57,480.00	3,25,723.00
Refrigerator	1,36,652.00	-	-	1,36,652.00	15%	20,498.00	1,16,154.00
Scooter	8,548.00	-	-	8,548.00	15%	1,282.00	7,266.00
Security Equipments	32,426.00	-	-	32,426.00	15%	4,864.00	27,562.00
Sewage Treatment Plant	3,22,439.00	-	-	3,22,439.00	15%	1,83,366.00	1,39,073.00
Software	36,22,767.60	7,31,600.00	-	43,54,367.60	30%	13,06,310.00	30,48,057.60
Solar Power Plant	4,65,890.00	-	-	4,65,890.00	15%	69,884.00	3,96,006.00
Sound System	1,93,093.00	6,26,167.00	-	8,19,260.00	15%	1,22,889.00	6,96,371.00
Sports Equipment	3,60,365.00	-	-	3,60,365.00	15%	54,055.00	3,06,310.00
Submersible Pump	3,70,327.00	36,285.00	-	4,06,612.00	15%	60,992.00	3,45,620.00
STP Capacity 190 Kld	-	7,13,788.00	-	7,13,788.00	15%	1,07,068.00	6,06,720.00
Teaching Aid Equipment	62,743.00	-	-	62,743.00	15%	9,411.00	53,332.00
Telephone Instrument	25,194.00	-	-	25,194.00	15%	3,779.00	21,415.00
Television	6,26,532.00	6,75,220.00	-	13,01,752.00	15%	1,95,263.00	11,06,489.00
Transformer A/c	3,02,755.00	5,90,000.00	-	8,92,755.00	15%	1,33,913.00	7,58,842.00
Vaccum Cleaner	5,859.00	-	-	5,859.00	15%	879.00	4,980.00
Visitor Management Kiosk	1,26,012.00	-	-	1,26,012.00	15%	18,902.00	1,07,110.00
Ventilator A/c	1,59,584.00	-	-	1,59,584.00	15%	23,938.00	1,35,646.00
Water Cooler	4,98,414.00	8,80,060.00	-	13,78,474.00	15%	2,06,771.00	11,71,703.00
Water Filter (R.O.)	75,869.00	-	-	75,869.00	15%	11,380.00	64,489.00
Water Heater	74,959.00	-	-	74,959.00	15%	11,244.00	63,715.00
Water Tank	76,392.00	1,19,250.00	-	1,95,642.00	15%	29,346.00	1,66,296.00
Web Camera	49,193.00	7,50,070.00	-	7,99,263.00	15%	1,19,889.00	6,79,374.00
Workshop Tools & Equip.	1,86,437.52	-	-	1,86,437.52	15%	27,966.00	1,58,471.52
	16,32,00,440.40	13,07,60,697.89	11,48,396.75	29,28,12,741.54		5,82,78,762.00	23,45,33,979.54
Capital Work-in-Progress :							
Building under Construction	-	1,89,42,268.00	1,89,42,268.00	-			-
	16,32,00,440.40	14,97,02,965.89	2,00,90,664.75	29,28,12,741.54		5,82,78,762.00	23,45,33,979.54


DIRECTOR




MANAGING DIRECTOR

28 OCT 2023